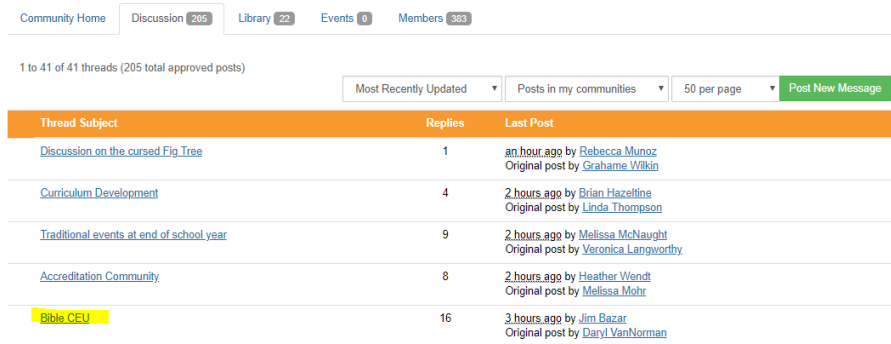


## Liking a Discussion Post or Resource

Using the Like feature helps our peers identify truly exceptional posts or resources in a quick and easy task

- I. To “Like” a Discussion post, open the thread with the post of interest



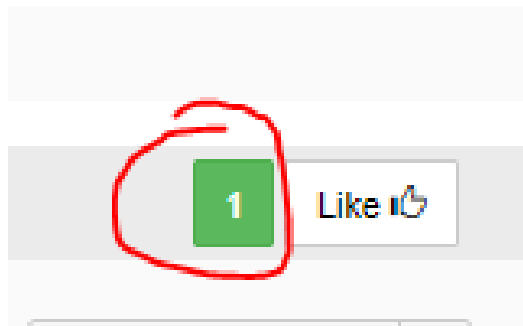
A screenshot of a forum interface showing a list of threads. The navigation bar includes 'Community Home', 'Discussion 205', 'Library 22', 'Events 0', and 'Members 383'. Below the navigation bar, it says '1 to 41 of 41 threads (205 total approved posts)'. There are three dropdown menus: 'Most Recently Updated', 'Posts in my communities', and '50 per page', followed by a 'Post New Message' button. The main content is a table with three columns: 'Thread Subject', 'Replies', and 'Last Post'. The 'Bible CEU' thread is highlighted in yellow.

Thread Subject	Replies	Last Post
<a href="#">Discussion on the cursed Fig Tree</a>	1	<a href="#">an hour ago</a> by <a href="#">Rebecca Munoz</a> Original post by <a href="#">Grahame Wilkin</a>
<a href="#">Curriculum Development</a>	4	<a href="#">2 hours ago</a> by <a href="#">Brian Hazeltine</a> Original post by <a href="#">Linda Thompson</a>
<a href="#">Traditional events at end of school year</a>	9	<a href="#">2 hours ago</a> by <a href="#">Melissa McNaught</a> Original post by <a href="#">Veronica Langworthy</a>
<a href="#">Accreditation Community</a>	8	<a href="#">2 hours ago</a> by <a href="#">Heather Wendt</a> Original post by <a href="#">Melissa Mohr</a>
<b>Bible CEU</b>	16	<a href="#">3 hours ago</a> by <a href="#">Jim Bazar</a> Original post by <a href="#">Daryl VanNorman</a>

- a. Find the post that you found to be helpful and click the Like button next to it



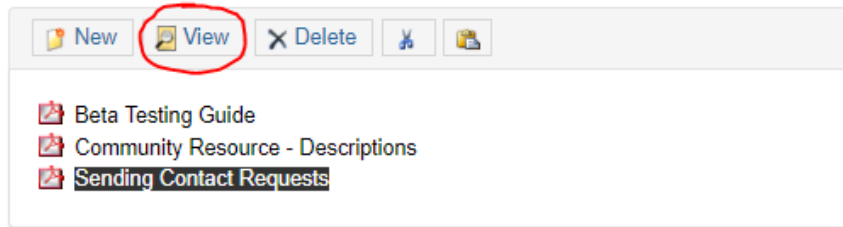
- b. Count button will turn green when you have Liked it and will now have a number next to it to show how many people liked that post.



- i. You can remove your like if you accidentally clicked the button by re-clicking on the Like button

- II. To “Like” a Resource, click the resource and click view under the folder view

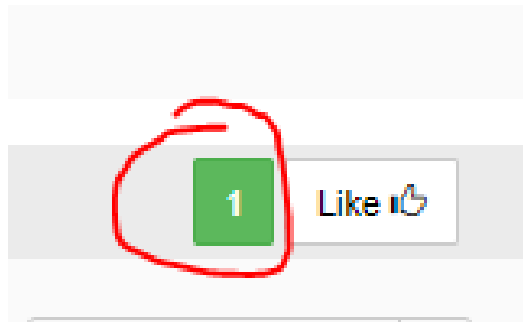
## Folder Contents



- a. Click Like button on right-hand side



- b. Count button will turn green when you have Liked it and will now have a number next to it to show how many people liked that post.



- i. You can remove your like if you accidentally clicked the button by re-clicking on the Like button